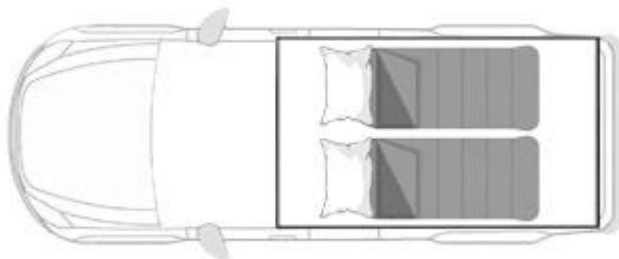
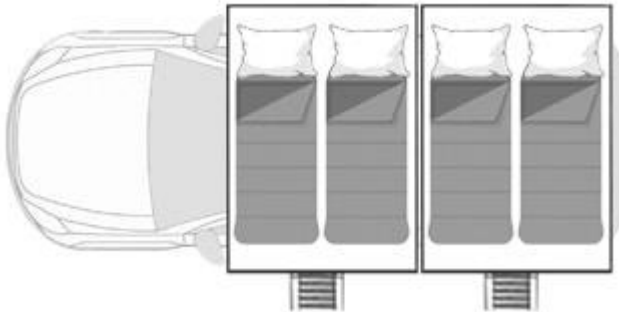
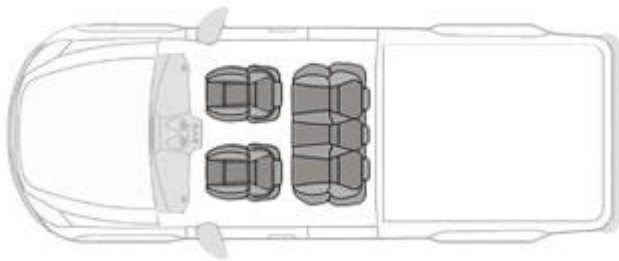


**2025 - ONGOING VEHICLE SPECIFICATION Land Cruiser V6 Petrol 4.0l Double CAB Range**





**All Vehicles are handed over on a nearly empty tank only due to extended range fuel tanks fitted to the vehicles. Please read our Terms and Conditions**

ABS BRAKES	YES
A/C DRIVER CABIN	YES
GPS, OWN DISCRETION	YES
BATTERIES X2 MAIN, SECONDARY	2X12v
CENTRAL LOCKING	YES
COOKING	3KG GAS BOTTLE WITH COOKER TOP
FRIDGE / FREEZER	40lt
PETROL	Petrol
DUEL AIR BAGS	YES
ENTRANCE TO LIVING AREA	LADDER TO ROOFTENTS
ENGINE	4.0
ESTIMATED FUEL CONSUMPTION	14l/100km(IF RANGING AT100KM P/H +-1150KM)
FUEL CAPACITY	240L
GAS SUPPLY (LPG)	1X3kg GAS BOTTLE
TOILET AND SOLAR BAG SHOWER	YES only on request and if stock is available
POWER STEERING	YES
POWER SUPPLY	12 - 14 vOLT WHILE ENGINE ON
SEAT BELTS	4 LAP BELT
SPARE WHEEL/S	1
WATER TANK	40lt
FULL INFOTAINMENT GPS (OWN DISCRETION)	YES
TENT/BED/INTERIOR BED	2X ROOFTENTS 2.1m X 1.4m clamshell and or FO

--

VEHICLE	QTY	KITCHENWARE	QTY
AIR COMPRESSOR	1	BRAAI TONGS	1
SATELITE PHONE	1	BRAAI KETTLE	1
CANOPY	1	BREAD BOARD	1
CHAIRS	4	KNIFE	1
COOKER TOP	1	CAN OPENER	1
SOLAR SHOWERS	2 If requested on availability	CEREAL BOWLS	4
EXTERIOR TABLE	1	CORK SCREW	1
FIRE EXTINGUISHER	1	DINNER PLATE	4
TOILET	10L (if requested)	DISHING SPOON	1
RAIN COVER	2		1
ROOFTOP TENT	2	FORKS	8
SPADE	1	FRYING PAN	1
RECOVERY SET	1	KNIFES	4
VEHICLE JACK	1	KNIFE-MEAT	1
WARNING TRIANGLE	1	MUGS	8



WATER BASIN	1	POT SET (4)	1
WHEEL SPANNER	1	SIDE PLATES	4
<b>BEDDING</b>	<b>QTY</b>	TUMBLERS	8
PILLOW CASES	4	WHISKEY GLASSE'S	8
PILLOW SLIPS	4	TABLESPOONS	8
PILLOWS	4	TEASPOONS	8
DUVET	2	PLASTICWARE	4
<b>COOLING</b>	<b>QTY</b>	KNIFE-VEGETABLE	1
FRIDGE	40lt	SPOON	1
		POTS AND PANS	
AMMO CASES	4	CLEANING EQUIPMENT	
		CUTLERY/ FLASK	
		EMPTY (SHOPPING)	